


Linear strain gages: 1.6 mm (0.063 inch), 350 and 1000 ohms



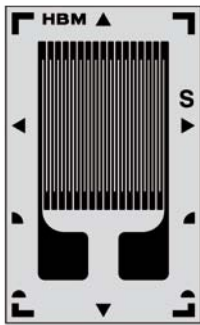
Original size

Dimensions in mm and inch

Measuring grid length	Measuring grid width	Total length	Total width
1.6 mm	3.0 mm	5.7 mm	4.5 mm
0.063 inch	0.118 inch	0.224 inch	0.177 inch

Preferred types		Variants Other	Option 4)	Option 5)	Option 8)	Nominal resistance
Steel	Aluminum		Temperature resp. matched to	Creep adjustment	Option	
1-LA11K1.6/350_E	1-LA13K1.6/350_E	K-LA1x ⁴⁾ x ⁵⁾ 1.6/350xx ⁸⁾	1= Steel 3= Aluminum	A, C, E, G, I, K, M, O, Q, S	_E, BE, LE, _W	350 Ω ± 0.3 %
1-LA11S1.6/350_E	1-LA13S1.6/350_E					350 Ω ± 0.3 %
1-LU11K1.6/1K0_E	1-LU13K1.6/1K0_E	K-LU1x ⁴⁾ x ⁵⁾ 1.6/1K0xx ⁸⁾	1= Steel 3= Aluminum	A, C, E, G, I, K, M, O, Q, S	_E, BE, LE, _W	1000 Ω ± 0.3 %
1-LU11S1.6/1K0_E	1-LU13S1.6/1K0_E					1000 Ω ± 0.3 %

Linear strain gages: 3 mm (0.118 inch), 350 and 1000 ohms



Original size

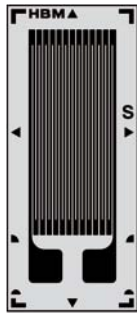
The 1000 ohms version has a slightly wider measuring grid; however, the external dimensions are as shown.

Dimensions in mm and inch

Measuring grid length	Measuring grid width	Total length	Total width
3.0 mm	3.0 mm	7.3 mm	4.5 mm
0.118 inch	0.118 inch	0.287 inch	0.177 inch

Preferred types		Variants Other	Option 4)	Option 5)	Option 8)	Nominal resistance
Steel	Aluminum		Temperature resp. matched to	Creep adjustment	Option	
1-LA11K3/350_E	1-LA13K3/350_E	K-LA1x ⁴⁾ x ⁵⁾ 3/350xx ⁸⁾	1= Steel 3= Aluminum	A, C, E, G, I, K, M, O, Q, S	_E, BE, LE, _W	350 Ω ± 0.3 %
1-LA11S3/350_E	1-LA13S3/350_E					350 Ω ± 0.3 %
1-LA11K3/1K0_E	1-LA13K3/1K0_E	K-LA1x ⁴⁾ x ⁵⁾ 3/1K0xx ⁸⁾	1= Steel 3= Aluminum	A, C, E, G, I, K, M, O, Q, S	_E, BE, LE, _W	1000 Ω ± 0.3 %
1-LA11S3/1K0_E	1-LA13S3/1K0_E					1000 Ω ± 0.3 %

Linear strain gages: 6 mm (0.236 inch), 350 and 1000 ohms



Original size

Dimensions in mm and inch

Measuring grid length	Measuring grid width	Total length	Total width
6.0 inch	3.0 mm	10.6 mm	4.5 mm
0.236 inch	0.118 inch	0.417 inch	0.177 inch

Preferred types		Variants	Option 4)	Option 5)	Option 8)	Nominal resistance
Steel	Aluminum	Other	Temperature resp. matched to	Creep adjustment	Option	
1-LA11K6/350_E	1-LA13K6/350_E	K-LA1x ⁴⁾ x ⁵⁾ 6/350xx ⁸⁾	1= Steel 3= Aluminum	A, C, E, G, I, K, M, O, Q, S	_E, BE, LE, _W	350 Ω ± 0.3 %
1-LA11S6/350_E	1-LA13S6/350_E					350 Ω ± 0.3 %
1-LA11K6/1K0_E	1-LA13K6/1K0_E	K-LA1x ⁴⁾ x ⁵⁾ 6/1K0xx ⁸⁾	1= Steel 3= Aluminum	A, C, E, G, I, K, M, O, Q, S	_E, BE, LE, _W	1000 Ω ± 0.3 %
1-LA11S6/1K0_E	1-LA13S6/1K0_E					1000 Ω ± 0.3 %

Linear strain gages