


Double shear strain gages: 2.8 mm (0.110 inch), 350 and 1000 ohms



Original size

The 1000 ohms version has a slightly smaller measuring grid; however, the external dimensions are as shown.


Dimensions in mm and inch

Measuring grid length	Measuring grid width	Total length	Total width
2.8 mm	3.5 mm	9.7 mm	6.5 mm
0.110 inch	0.138 inch	0.382 inch	0.256 inch

Preferred types		Variants Other	Option 4)	Option 5)	Option 8)	Nominal resistance
Steel	Aluminum		Temperature resp. matched to	Creep adjustment	Option	
1-XA11K2.8/350_E		K-XA1x ⁴⁾ x ⁵⁾ 2.8/350x ⁸⁾	1= Steel 3= Aluminum	A, C, E, G, I, K, M, O, Q, S	_E, BE, LE, _W	350 Ω ± 0.3 %
1-XA11S2.8/350_E						350 Ω ± 0.3 %
1-XU11K2.8/1K0_E		K-XU1x ⁴⁾ x ⁵⁾ 2.8/1K0x ⁸⁾	1= Steel 3= Aluminum	A, C, E, G, I, K, M, O, Q, S	_E, BE, LE, _W	1000 Ω ± 0.3 %
1-XU11S2.8/1K0_E						1000 Ω ± 0.3 %

Double shear strain gages

Double shear strain gages: 2 mm (0.079 inch), 350 ohms



Original size

Dimensions in mm and inch

Measuring grid length	Measuring grid width	Total length	Total width
2.0 mm	1.8 mm	7.5 mm	6.3 mm
0.079 inch	0.071 inch	0.295 inch	0.248 inch

Preferred types		Variants Other	Option 4)	Option 5)	Option 8)	Nominal resistance
Steel	Aluminum		Temperature resp. matched to	Creep adjustment	Option	
1-XA31K2/350_E		K-XA3x ⁴⁾ x ⁵⁾ 2/350xx ⁸⁾	1= Steel 3= Aluminum	A, C, E, G, I, K, M, O, Q, S	_E, BE, LE, _W	350 Ω ± 0.3 %
1-XA31S2/350_E						350 Ω ± 0.3 %

Double shear strain gages

Double shear strain gages: 3.2 mm (0.126 inch), 350 and 1000 ohms



Original size


The 1000 ohms version has a slightly wider measuring grid; however, the external dimensions are as shown.

Dimensions in mm and inch

Measuring grid length	Measuring grid width	Total length	Total width
3.2 inch	3.1 mm	11.2 mm	7.8 mm
0.126 inch	0.122 inch	0.441 inch	0.307 inch

Preferred types		Variants	Option 4)	Option 5)	Option 8)	Nominal resistance
Steel	Aluminum	Other	Temperature resp. matched to	Creep adjustment	Option	
1-XA71K3.2/350_E		K-XA7x ⁴⁾ x ⁵⁾ 3.2/350xx ⁸⁾	1= Steel 3= Aluminum	A, C, E, G, I, K, M, O, Q, S	_E, BE, LE, _W	350 Ω ± 0.3 %
1-XA71S3.2/350_E						350 Ω ± 0.3 %
1-XA71K3.2/1K0_E		K-XA7x ⁴⁾ x ⁵⁾ 3.2/1K0xx ⁸⁾	1= Steel 3= Aluminum	A, C, E, G, I, K, M, O, Q, S	_E, BE, LE, _W	1000 Ω ± 0.3 %
1-XA71S3.2/1K0_E						1000 Ω ± 0.3 %

Double shear strain gages: 3.2 mm (0.126 inch), 350 and 1000 ohms



Original size


The 1000 ohms version has a slightly wider measuring grid; however, the external dimensions are as shown.

Dimensions in mm and inch

Measuring grid length	Measuring grid width	Total length	Total width
3.2 mm	2.7 mm	10.2 mm	7.9 mm
0.126 inch	0.106 inch	0.402 inch	0.311 inch

Preferred types		Variants	Option 4)	Option 5)	Option 8)	Nominal resistance
Steel	Aluminum	Other	Temperature resp. matched to	Creep adjustment	Option	
1-XA31K3.2/350_E		K-XA3x ⁴⁾ x ⁵⁾ 3.2/350xx ⁸⁾	1= Steel 3= Aluminum	A, C, E, G, I, K, M, O, Q, S	_E, BE, LE, _W	350 Ω ± 0.3 %
1-XA31S3.2/350_E						350 Ω ± 0.3 %
1-XA31K3.2/1K0_E		K-XA3x ⁴⁾ x ⁵⁾ 3.2/1K0xx ⁸⁾	1= Steel 3= Aluminum	A, C, E, G, I, K, M, O, Q, S	_E, BE, LE, _W	1000 Ω ± 0.3 %
1-XA31S3.2/1K0_E						1000 Ω ± 0.3 %

Double shear strain gages: 2 mm (0.079 inch), 350 and 1000 ohms



Original size

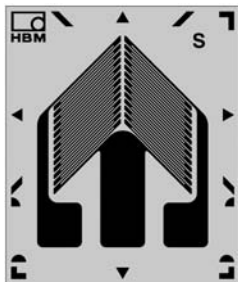
Dimensions in mm and inch

Measuring grid length	Measuring grid width	Total length	Total width
2.0 mm	2.3 mm	7.3 mm	5.8 mm
0.079 inch	0.091 inch	0.287 inch	0.228 inch

Preferred types		Variants Other	Option 4)	Option 5)	Option 8)	Nominal resistance
Steel	Aluminum		Temperature resp. matched to	Creep adjustment	Option	
1-XU11K2/350_W		K-XU1x ⁴⁾ x ⁵⁾ 2/350_W ⁸⁾	1= Steel 3= Aluminum	A, C, E, G, I, K, M, O, Q, S	_W	350 Ω ± 0.3 %
1-XU11S2/350_W						350 Ω ± 0.3 %
1-XU11K2/1K0_W		K-XU1x ⁴⁾ x ⁵⁾ 2/1K0_W ⁸⁾	1= Steel 3= Aluminum	A, C, E, G, I, K, M, O, Q, S	_W	1000 Ω ± 0.3 %
1-XU11S2/1K0_W						1000 Ω ± 0.3 %

Double shear strain gages

Double shear strain gages: 2 mm (0.079 inch), 350 ohms



Original size


Dimensions in mm and inch

Measuring grid length	Measuring grid width	Total length	Total width
2.0 mm	1.8 mm	7.5 mm	6.3 mm
0.079 inch	0.071 inch	0.295 inch	0.248 inch

Preferred types		Variants Other	Option 4)	Option 5)	Option 8)	Nominal resistance
Steel	Aluminum		Temperature resp. matched to	Creep adjustment	Option	
1-XA41K2/350_E		K-XA4x ⁴⁾ x ⁵⁾ 2/350xx ⁸⁾	1= Steel 3= Aluminum	A, C, E, G, I, K, M, O, Q, S	_E, BE, LE, _W	350 Ω ± 0.3 %
1-XA41S2/350_E						350 Ω ± 0.3 %

Double shear strain gages

Double shear strain gages: 3.2 mm (0.126 inch), 350 and 1000 ohms



Original size

The 1000 ohms version has a slightly wider measuring grid; however, the external dimensions are as shown.

Dimensions in mm and inch

Measuring grid length	Measuring grid width	Total length	Total width
3.2 mm	2.7 mm	10.2 mm	7.9 mm
0.126 inch	0.106 inch	0.402 inch	0.311 inch

Preferred types		Variants	Option 4)	Option 5)	Option 8)	Nominal resistance
Steel	Aluminum	Other	Temperature resp. matched to	Creep adjustment	Option	
1-XA41K3.2/350_E		K-XA4x ⁴⁾ x ⁵⁾ 3.2/350xx ⁸⁾	1= Steel 3= Aluminum	A, C, E, G, I, K, M, O, Q, S	_E, BE, LE, _W	350 Ω ± 0.3 %
1-XA41S3.2/350_E						350 Ω ± 0.3 %
1-XA41K3.2/1K0_E		K-XA4x ⁴⁾ x ⁵⁾ 3.2/1K0xx ⁸⁾	1= Steel 3= Aluminum	A, C, E, G, I, K, M, O, Q, S	_E, BE, LE, _W	1000 Ω ± 0.3 %
1-XA41S3.2/1K0_E						1000 Ω ± 0.3 %