

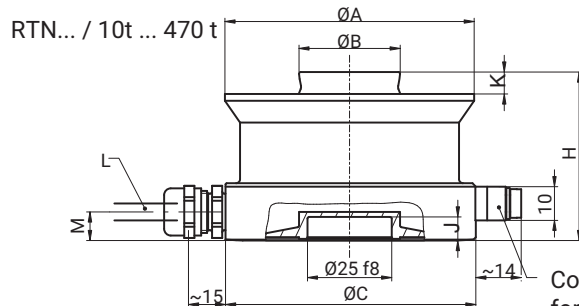
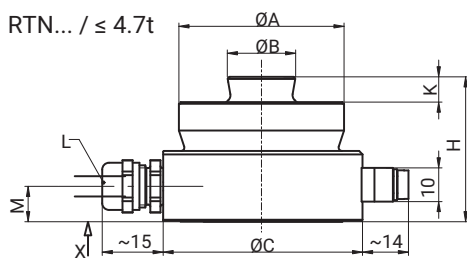
RTN... Load cell

SPECIAL FEATURES

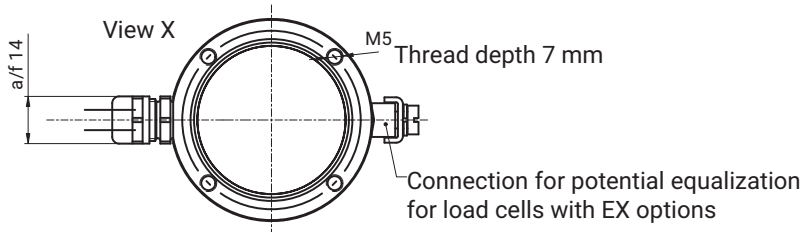
- Low height of construction
- Maximum capacities 1 t ...470 t
- Legal for trade in accordance with OIML C3 and C5
- Stainless materials
- Hermetically encapsulated, equipment protection level IP68 (optional: IP68/IP69K)
- Options facilitate adaptation to a wide variety of environmental conditions
- Explosion protection (optional)



DIMENSIONS (MM)



Connection for potential equalization for load cells with EX options



RTN...	1 t	2.2 t	4.7 t	10 t	15 t	22 t	33 t	47 t	68 t	100 t	150 t	220 t	330 t	470 t
ØA	49	49	49	74	75	75	95	130	130	150	150	225	225	270
ØB	20	20	20	30	30	30	40	60	60	70	70	100	100	120
ØC	60	60	60	75	75	75	95	130	130	150	150	225	225	270
H	43	43	43	50	50	50	65	75	85	90	100	130	144	170
J	-	-	-	7	7	7	7	7	7	7	7	10	10	10
K	7.5	7.5	7.5	6.5	6.5	6.5	10	14	14	16	16	24	24	28
L	5 m	5 m	5 m	5 m	5 m	15 m	15 m	15 m	15 m	15 m	5 m	5 m	5 m	5 m
M	10.5	10.5	10.5	8.5	8.5	8.5	8.5	8.5	8.5	8.5	8.5	11	11	11

SPECIFICATIONS

Type			RTN 0.05													
Accuracy class			0.05													
Number of load cell verification intervals	n_{LC}		-													
Maximum capacity	E_{max}	t	1	2.2	4.7	10	15	22	33	47	68	100	150	220	330	470
Minimum load cell verification interval	V_{min}	g	-													
Temperature coefficient of zero signal	TC_0	% of $C_n/10K$	± 0.3													
Rated output (nominal)	C_n	mV/V	2.85 ± 0.00285													
Temperature coefficient of sensitivity	TC_S	% of $C_n/10K$	± 0.05													
Relative reversibility error	d_{hy}	% of C_n	± 0.05													
Non-linearity	d_{lin}		± 0.05													
Dead load output return	MDLOR		± 0.03													
Input resistance	R_{LC}	Ω	4450 ± 100													
Output resistance	R_O		4010 ± 2													
Reference excitation voltage	U_{ref}	V	5													
Nominal (rated) range of the excitation voltage	B_U		5 ... 30													
Carrier frequency of excitation voltage		Hz	< 600													
Maximum excitation voltage		V	60													
Insulation resistance	R_{is}	G Ω	>20													
Nominal (rated) range of the ambient temperature	B_T	$^{\circ}C$	-10 ... +40													
Operating temperature range	B_{tu}		-30 ... +80 (option: up to +110) ¹⁾ (Option 5: Plug: -25...+80)													
Storage temperature range	B_{tl}		-50...+85 ¹⁾ (option 5: Plug: -25...+85)													
Limit load	E_L	t	1.7	3.8	8	17	25	38	56	80	115	170	250	380	500	700
Breaking load	E_d		4	9	19	40	60	88	130	190	270	400	600	770	1100	1500
Relative permissible oscillatory stress	F_{srel}	% of E_{max}	70													
Oscillation width (peak-to-peak) as per DIN 50100 with 10,000,000 loading cycles																
Rated displacement at E_{max} , approx.	s_{nom}	mm	0.13	0.12	0.12	0.17	0.18	0.21	0.25	0.33	0.35	0.45	0.57	0.67	0.80	1.00
Weight, approx.	m	kg	0.6	0.6	0.7	1.0	1.1	1.9	2.8	5.0	5.6	8.2	8.9	23.5	28.2	49.4
IP rating			IP68 ²⁾ (Option 6: IP68/ IP69K) ³⁾													
Material			Stainless steel 1.4542 ⁴⁾ Nickel-plated brass (optionally stainless steel) Thermoplast. Elastomer, RAL 7000 (gray), \varnothing 6.5 mm													
Measuring body																
Cable entry																
Cable sheath																

1) Mechanical fittings can be used to set limits.

2) Test condition water resistant 1 m/100h

3) As per EN 60 529

4) As per EN 10088-3

Type			RTN C3								
Accuracy class ⁵⁾			C3								
Number of load cell verification intervals	n_{LC}		3000								
Maximum capacity (1 ... 15 t)	E_{max}	t	1	2.2	4.7	10	15				
Minimum load cell verification interval	V_{min}	kg	0.05	0.11	0.235	0.5	075				
Maximum capacity (22 ... 470 t)	E_{max}	t	22	33	47	68	100	150	220	330	470
Minimum load cell verification interval	V_{min}	kg	1.1	1.65	2.35	3.4	5	7.5	11	16.5	23.5
Temperature coefficient of zero signal	TC_0	% of C_n	±0.007								
Temperature coefficient of sensitivity ⁶⁾	TC_S	/10K	±0.008								
Relative reversibility error ⁶⁾	d_{hy}	% of C_n	±0.02								
Non-linearity ⁶⁾	d_{lin}		±0.02								
Dead load output return	MDLOR		±0.0167								
Output resistance	R_O	Ω	4010 ±0.5								

Type			RTN C5							
Accuracy class ⁵⁾			C5							
Number of load cell verification intervals	n_{LC}		5000							
Maximum capacity	E_{max}	t	10	15	22	33	47	68		
Minimum load cell verification interval	V_{min}	kg	0.5	0.75	1.1	1.65	2.35	3.4		
Temperature coefficient of zero signal	TC_0	% of $C_n/10K$	±0.0070							
Rated output (nominal)	C_n	mV/V	2.85							
Temperature coefficient of rated output ⁶⁾	TC_S	% of $C_n/10K$	±0.0062							
Relative reversibility error ⁶⁾	d_{hy}	% of C_n	±0.012							
Non-linearity ⁶⁾	d_{lin}		±0.012							
Dead load output return	MDLOR		±0.01							
Input resistance	R_{LC}	Ω	4450 ±100							
Output resistance	R_O	Ω	4010 ±0.5							

⁵⁾ As per OIML R60

⁶⁾ The values for the temperature coefficient of sensitivity (TC_S), relative reversibility error (d_{hy}), and linearity deviation (d_{lin}) are recommended values. The sum of these values is within the accumulated error limit specified by OIML R60.

STATIC LIMIT LATERAL LOADING

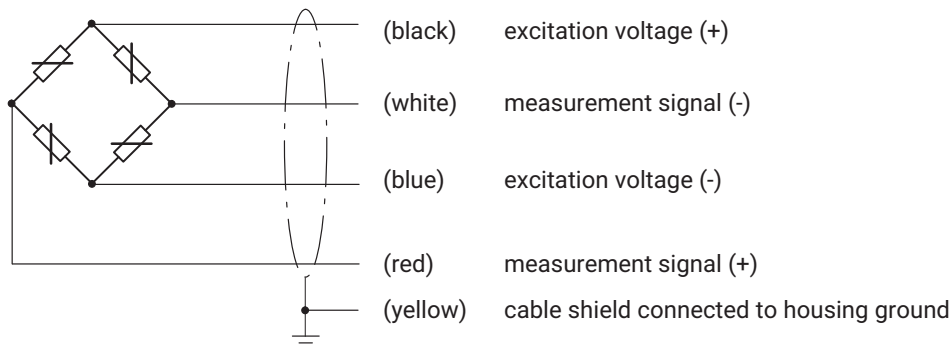
If the load cell is subjected to normal load, friction on the dedendum flank can allow for the transmission of greater lateral forces, depending on the normal load. The values for maximum allowed lateral force (static), when the load cell is not loaded with a normal load, are shown in this table:

Maximum capacity	[t]	1	2.2	4.7	10	15	22	33	47	68	100	150	220	330	470
Limit lateral loading (static)	[kN]	1	1	1	10	10	10	12	20	20	26	26	50	50	90

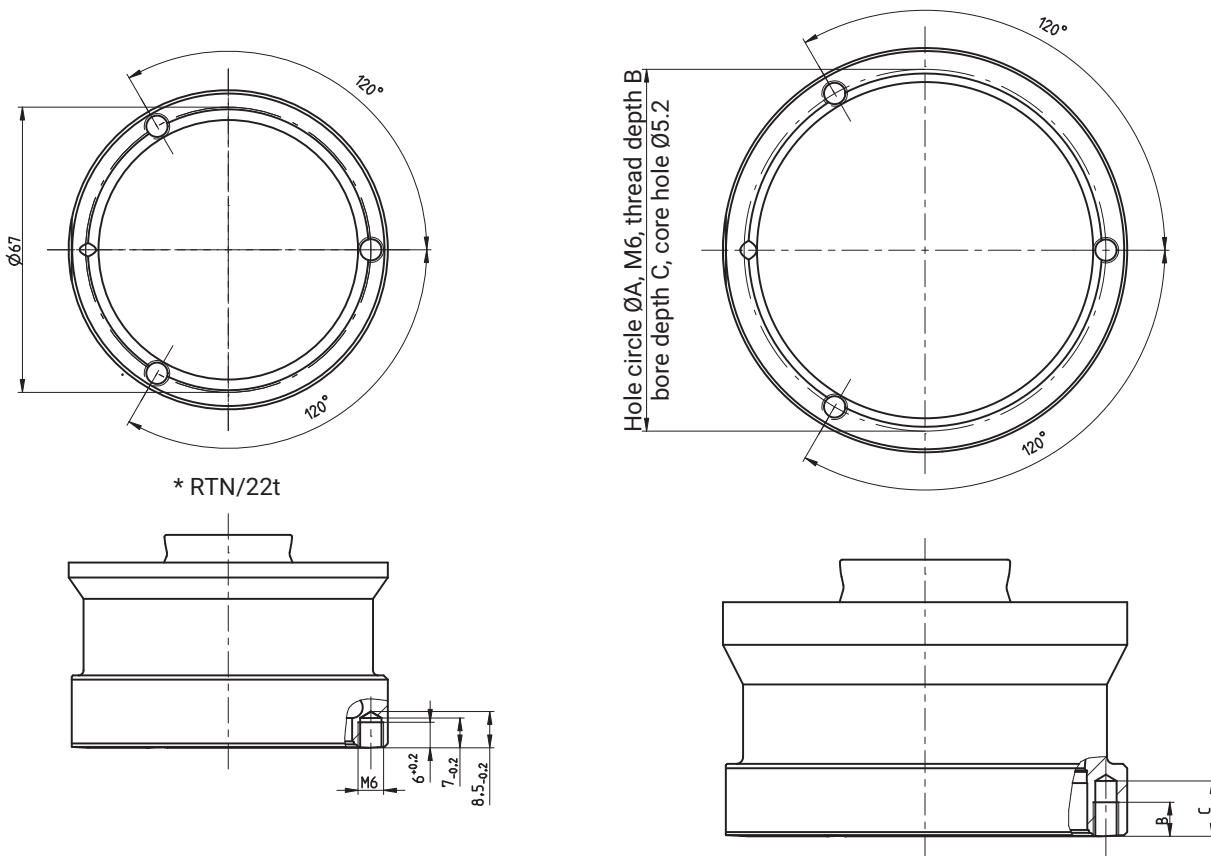
If high lateral forces are to be expected during application, it is advisable to use the pendulum bearing offered by HBM in order to minimize the lateral force depending on the normal force applied to the load cell.

CABLE ASSIGNMENT RTN...

Connection with 4-wire cable with TPE cable sheath

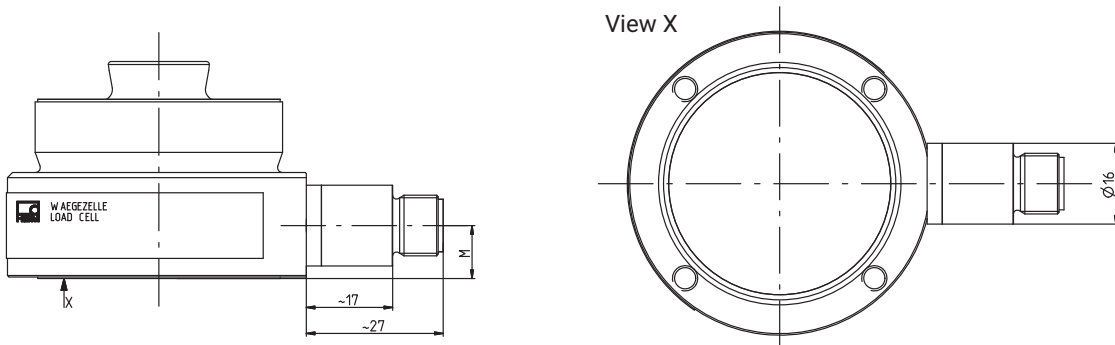


DIMENSIONS RTN WITH TAPPED HOLES IN MEASURING BODY BASE (OPTIONAL)



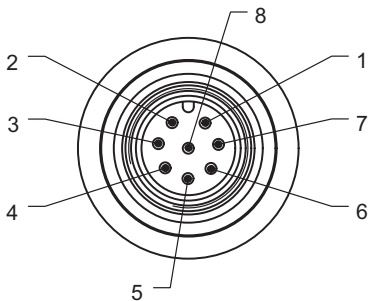
Type RTN/...	Hole circle $\varnothing A \pm 0.2$	Bore depth C -0.2	Thread depth B +0.2
10 t ... 15 t	67	13	8
22 t	67	7	6
33 t	85	13	8
47 t ... 68 t	119	13	8
100 t ... 150 t	142	13	8
220 t ... 330 t	210	13	8
470 t	251	13	8

DIMENSIONS RTN WITH PLUG (OPTIONAL)



RTN...	[t]	1	2.2	4.7	10	15	22	33	47	68	100	150
M	mm	10.5	10.5	10.5	8.5	8.5	8.5	8.5	8.5	8.5	8.5	8.5

CABLE ASSIGNMENT (OPTIONAL) RTN...



- Plug-in contact 1 = measurement signal (-)
- Plug-in contact 2 = not in use
- Plug-in contact 3 = sense lead (-)
- Plug-in contact 4 = not in use
- Plug-in contact 5 = sense lead (+)
- Plug-in contact 6 = excitation voltage (+)
- Plug-in contact 7 = excitation voltage (-)
- Plug-in contact 8 = measurement signal (+)

Equipment protection level IP68/IP69K is automatically achieved if the cable 1-KAB175-X-1 is used (see page 7 Accessories).

PRODUCT NUMBERS (OVERVIEW)

Type	RTN			
Accuracy class	0.05	C3 (OIML R60)	C5 (OIML R60)	
Maximum capacity [t]	Ordering number			Comment
1	1-RTN0.05/1T	1-RTNC3/1T		Cable length 5 m
2.2	1-RTN0.05/2.2T	1-RTNC3/2.2T		Cable length 5 m
4.7	1-RTN0.05/4.7T	1-RTNC3/4.7T		Cable length 5 m
10	1-RTN0.05/10T	1-RTNC3/10T	1-RTNC5/10T	Cable length 5 m
15	1-RTN0.05/15T	1-RTNC3/15T	1-RTNC5/15T	Cable length 5 m
22	1-RTN0.05/22T	1-RTNC3/22T	1-RTNC5/22T	Cable length 15 m
33	1-RTN0.05/33T	1-RTNC3/33T	1-RTNC5/33T	Cable length 15 m
47	1-RTN0.05/47T	1-RTNC3/47T	1-RTNC5/47T	Cable length 15 m
68	1-RTN0.05/68T	1-RTNC3/68T	1-RTNC5/68T	Cable length 15 m
100	1-RTN0.05/100T	1-RTNC3/100T		Cable length 15 m
150	1-RTN0.05/150T	1-RTNC3/150T		Cable length 5 m
220	1-RTN0.05/220T	1-RTNC3/220T		Cable length 5 m
330	1-RTN0.05/330T	1-RTNC3/330T		Cable length 5 m
470	1-RTN0.05/470T	1-RTNC3/470T		Cable length 5 m

ORDERING OPTIONS

K-RTN						
1	Code	Option 1: Mechanical design				
	S	Standard				
	M	RTN 3xM6 (3 tapped holes in measuring body base)				[not with option 3 = 1, 2.2, 4.7] [not with option 2 = C5]
2	Code	Option 2: Accuracy class				
	5	0.05				
	C3	C3 (OIML)				
	C5	C5 (OIML) [only with option 3 = 10, 15, 22, 33, 47, 68]				
3	Option 3: Maximum capacity					
	Code		Code		Code	
	1	1 t [only with option 1 = S]	22	22 t	150	150 t
	2.2	2.2 t [only with option 1 = S]	33	33 t	220	220 t
	4.7	4.7 t [only with option 1 = S]	47	47 t	330	330 t
	10	10 t	68	68 t	470	470 t
	15	15 t	100	100 t		
4	Code	Option 4: Explosion protection				
	N	No explosion protection				
	A11/21	ATEX+IECEX+FM Zone 1/21, intrinsically safe; ATEX/IECEX: II 2G Ex ia IIC T6/T4 Gb + II 2D Ex ia IIIC T125°C Db; FM(US/CA): Class I Zone 1 AEx/Ex ia IIC T4 Gb + Zone 21 AEx/Ex ia IIIC T125°C Db; FM(US): Class I, II, III Division 1, Groups A, B, C, D, E, F, G T4 ¹⁾				[only with option 6 = N]
	A12/21	ATEX+IECEX Zone 2/21, not intrinsically safe; ATEX/IECEX: II 3G Ex ec IIC T6/T4 Gc + II 2D Ex tb IIIC T125°C Db ¹⁾				[only with option 6 = N]
5	Code	Option 5: Cable length				
	N	Male connector M12				[only for option 4 = N and option 2 = 5] [not with option 3 = 220, 330, 470 and not with option 2 = C5]
	S5	5 m Standard				[only with option 3 = 1, 2.2, 4.7, 10, 15, 150, 220, 330, 470]
	S15	15 m Standard				[only with option 3 = 22, 33, 47, 68, 100]
	15	15 m [only with option 3 = 1, 2.2, 4.7, 10, 15, 150, 220, 330, 470], [not with option 2 = C5]				
	25	25 m [not with option 2 = C5]				
	50	50 m [not with option 2 = C5]				
15R	15 m, stainless steel braided wire [not with option 2 = C5]					
6	Code	Option 6: Other				
	N	Without				
	110	Operating temperature 110 °C				[not with option 2 = C5 and not with option 5 = connector]
	IP	IP68/IP69K with stainless steel cable gland				[not with option 2 = C5]
8	Code	Option 8: Country/Customer				
	S	Standard				
	AU	Australia				
9	Code	Option 9 test record				
	N	No record				
	C	Record with rated output measurement				[not with option 2 = C5]
	T	Record with stepped envelope curve				[only with option 2 = C3, C5]
10	Code	Option 10: Surge protection				
	N	No surge protection				

K-RTN - - - - - - - - - - -


1) With EU-Type Examination Certificate/Certificate of Conformity BVS 13 ATEX E 108 X/IECEX BVS 13.0109 X

ACCESSORIES

Connection cable for option 5: Connector


Ordering number	Comment
1-KAB168-5	Cable length 5 m, equipment protection level IP67, halogen-free
1-KAB168-20	Cable length 20 m, equipment protection level IP67, halogen-free
1-KAB175-3-1	Cable length 3 m, equipment protection level IP68/IP69K, halogen-free
1-KAB175-6-1	Cable length 6 m, equipment protection level IP68/IP69K, halogen-free
1-KAB175-12-1	Cable length 12 m, equipment protection level IP68/IP69K, halogen-free

Pendulum bearing VPN

	Ordering number	Comment
	1-RTN/2.2T/VPN	Pendulum bearing, 1 t and 2.2 t
	1-RTN/4.7T/VPN	Pendulum bearing, 4.7 t
	1-RTN/10T/VPN	Pendulum bearing, 10 t
	1-RTN/15T/VPN	Pendulum bearing, 15 t
	1-RTN/22T/VPN	Pendulum bearing, 22 t
	1-RTN/33T/VPN	Pendulum bearing, 33 t
	1-RTN/47T/VPN	Pendulum bearing, 47 t
	1-RTN/68T/VPN	Pendulum bearing, 68 t
	1-RTN/100T/VPN	Pendulum bearing, 100 t
	1-RTN/150T/VPN	Pendulum bearing, 150 t
	1-RTN/220T/VPN	Pendulum bearing, 220 t
	1-RTN/330T/VPN	Pendulum bearing, 330 t
	1-RTN/470T/VPN	Pendulum bearing, 470 t

For more detailed information, see Technical Drawings B04957 (1-100t) and B04956 (150-470t)

Rubber-metal bearing VEN

	Ordering number	Comment
	1-RTN/2.2T/VEN	Rubber-metal bearing, 1 t...2.2 t
	1-RTN/4.7TVEN	Rubber-metal bearing, 4.7 t
	1-RTN/22T/VENR	Rubber-metal bearing, 10 t ... 22 t, stainless
	1-RTN/33T/VEN	Rubber-metal bearing, 33 t
	1-RTN/47T/VEN	Rubber-metal bearing, 47 t
	1-RTN/68T/VEN	Rubber-metal bearing, 68 t
	1-RTN/100T/VEN	Rubber-metal bearing, 100 t
	1-RTN/150T/VEN	Rubber-metal bearing, 150 t
	1-RTN/220T/VEN	Rubber-metal bearing, 220 t
	1-RTN/330T/VEN	Rubber-metal bearing, 330 t
	1-RTN/470T/VEN	Rubber-metal bearing, 470 t

For more detailed information, see Technical Drawings B04958 (1-100t) and B04955 (150-470t)

Hottinger Brüel & Kjaer GmbH

Im Tiefen See 45 · 64293 Darmstadt · Germany
 Tel. +49 6151 803-0 · Fax +49 6151 803-9100
 www.hbkworld.com · info@hbkworl.com

Subject to modifications. All product descriptions are for general information only. They are not to be understood as a guarantee of quality or durability.